



RESINPLAST

B3

VERSION: 040823
Pag:1/2

GLASS-FIBRE PUTTY

DEFINITION

Polyester putty reinforced with fibreglass to increase its resistance. Appropriate to repair such composites as polyester pieces and rusted metallic areas. The small size of the fibre particles, 6 mm, ensures easy spreading.

PHYSICAL CHARACTERISTICS

Nature:	Unsaturated polyester	
Colour:	Grey	
Specific weight:	1,7 kg/l at 20°C	
Voc:	37 g/l	Mixing Application

AUXILIARY PRODUCTS




Hardener PBO

SUITABLE SURFACES

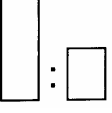


It may be applied on steel or polyester.
When maximum protection is required apply on epoxy primer.
Do not apply on thermoplastic finishes and Wash Primers.

SURFACE PREPARATION




- 1 - Identify surface.
- 2 - Process:

PROCESS		Steel	Polyester UP-GFK
	ROBSTRIP		
	P80	✓	✓
	P150	✓	✓
	DA93	✓	✓

1 - APPLICATION

	 WEIGHT	 100	
10°C	100:2	8'	30'
20°C		6'	20'
30°C		4'	15'

2 - SANDING

	 TIME		
INITIAL	5 min	REVOLUTIONS	800 rpm
FINAL	DISTANCE		P80
	80 cm		
	TMAX.	ORBIT	
	80°C	7 - 5 mm	P150

REMARKS

It must be isolated with a polyester putty before applying primer.
Do not add more hardener than specified. Mix thoroughly.
Polyester putties will not harden at temperatures under +5°C.

EQUIPMENT CLEANING

Clean putty knives with a cleaning thinner before the product hardens.

SAFETY

Follow instructions of product label. For more information check the Safety Data Sheet SDS 103/EN. Compliant with the National Statutory Regulation for Health and Safety at Work and Waste Disposal.

STORAGE

Store the product in a ventilated place far from direct exposure to sunlight. Keep between +5°C and +30°C.

GUARANTEE

In unopened original packaging, one year from manufacturing date.

For any technical information contact with our Customer Attention Service or our Technical Department.

ROBERLO SA declines any responsibility due to an incorrect use of the product.

SUGGESTION:

Due to the hardness of RESINPLAST for ease of application begin sanding before product has completely hardened.