

JAWEL PAINTS
WHERE THE BEST COSTS LESS



Custom Car Paint with special effects



JAWEL PAINTS

WHERE THE BEST COSTS LESS

Contents

Contents	2	Special FX Range	9
www.jawel.co.uk	3	2K Acrylic Fluorescent Paint	10
House of Kolor	4	Rocket Red	10
House of Kolor Products can be found on our website here	4	Signal Green	10
Special FX Range	5	Yellow	10
Special FX Fluorescent 2K Luminous	5	Aurora Pink	10
Special FX Range	6	Fire Orange	10
Special FX Basecoat Candy	6	Horizon Blue	10
Special FX Range	7	Hypershift	11
Special FX Evolve Basecoat Flip	7	Polyester Basecoat Candy	12
Special FX Reflect Chrome Effect Paint	8	Custom Colours	12
Special FX Range	8	Over 20 colours to choose from	12
Special FX Reflect Chrome Effect Paint	9	Flakes & Glitters	13



At Jawel Paints as well as supplying car paints, commercial vehicle paint and industrial paint we also have a range of custom paints that can be applied to cars, motorcycles, vans, signage, commercial vehicles and industrial applications.

We recommend the custom paints for a number of uses apart from the obvious use of customising a car or van. Some the special colours are useful for signage and objects to make them stand out such as using our fluorescent range of colours.

Make your car/motorcycle/van individual with one of specialist custom paints adding a distinctive style and colour.



House of Kolor



We stock a range of the famous House of Kolor® custom paints. We service the UK Automotive Refinishing Market with HOK colours and our own Jewel Brand of custom colours Bling.

If you are looking for Shimrin Black Pearls, Kandy Basecoats, Kameleon Kolors™ or Kosmic®Glo we can help you. House of Kolor Shirmin 2 series have introduced a new way to find the custom colours.

We can also provide you with some practical advice. Be aware that the colour shades are a guide only.

House of Kolor Products can be found on our website [here](#)



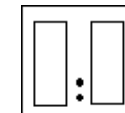
Special FX Range

Special FX Fluorescent 2K Luminous

2K Acrylic Special FX Fluorescent paints are specialist colour to be applied over a white undercoat, this achieves an ultra-vibrant colour appearance for many uses.

[Available here](#) in - 400ML Aerosol, 250ML, 500ML, 1Litre

Special FX Fluorescent 2K Direct Gloss is an ultra-bright high light absorbent colour for car, commercial and industrial use. These colours match RAL colour codes. With these colours being so sensitive to light they will degrade over a period of time. To prevent these colours from degrading we recommend using the Special FX UV absorber additive to protect the pigments and/or use of good quality Clearcoats. For best results and longevity, we recommend using Basecoat and clearcoat.



Mix Ratio 100:50+10% Mix by volume, 2 parts of Special FX fluorescent 2K to 1 part hardener. 10% Special FX UV Additive.



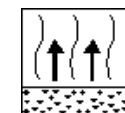
Spraying viscosity Part A 100-150 s (DIN4/20 degree C)



Spray gun tips 1.2-1.3 mm - 2Bar/32 psi at the air inlet. For best results RP or HTE spray guns should be used.



Number of coats: Apply 2 full coats for normal coverage (ensure white ground coat has been applied)



Flash off time: Between coats: 5 min (until tacky) Before bake 10min

Checking colour is required before painting of all colours. We recommend using the Special FX UV additive for maximum protection. These colours will fade over time. Colours can appear patchy if applied incorrectly. Use RP or HTE spray guns for best results.



Colour	RAL Ref:
Luminous Yellow	1026
Luminous Green	6038
Luminous Orange	2005
Luminous Bright Red	3026
Luminous Red	3024
Luminous Pink	N/A



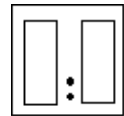
Special FX Range

Special FX Basecoat Candy

Special FX Candy paints are a two-stage paint system with transparent candy colour is applied over basecoat sparkle silver.

[Available here](#) 400ml Aerosol, 250ml, 500ml, 1Litre.

Special FX Candy Colours are ready mixed candy colours that simply need mixing 1:1 with basecoat thinner. The application of candies as number of coats and spray gun setup can change the colour effect. Please carry out test card first to see how many candy coats are required to get the desired effect.



Mix Ratio 100:100 Mix 1:1 with basecoat thinners



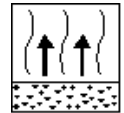
Spraying viscosity 16-18 s(DIN4/20 degree C)



Spray gun tips 1.2-1.3 mm HVLP:2/2.2 bar 30/32 psi at the air inlet.



Number of coats: Apply 2/3 coats depending on the type of colour is required.



Flash off time: Between coats:5-10 min Before Clearcoat application : 10-15min

N.B. For best results RP or HTE spray guns should be used to apply these colours. Be aware colour can change depending on application and spray gun.



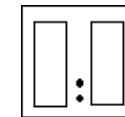
Special FX Range

Special FX Evolve Basecoat Flip

Special FX Evolve Range is a Colour Changing paint that has been specifically developed to ensure a great colour change from one colour to another when viewed at different angles.

For best results use Special FX Deep Black Groundcoat as an undercoat followed by applying the Evolve colour changing paint.

[Available here](#) 400ml Aerosol, 250ml, 500ml, 1Litre



Mix Ratio 100:50



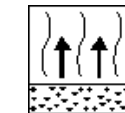
Spraying viscosity 16-18 s (DIN4/20°C)



Spray gun tips: 1.2mm-1.3mm - 2Bar/32psi at the air inlet.



Number of coats: Apply 2-3 coats for normal coverage



Flash off time: Between coats: 3-4mins (until matt) Before clearcoat application :10-15min.

N.B. Evolve colour changing paint is hard to apply to a large area. Please try a test panel or make sure the spray gun is setup correctly to ensure no stripy patchy finish occurs. For the best results RP or HTE spray guns should be used.



Colour Name	Colour Effect
Autumn Flash	Green to Red
Liquid Lava	Violet to Orange
Sunrise Gold	Red to Gold



Special FX Range

Special FX Reflect Chrome Effect Paint

Special FX Chrome is a paint specifically designed to give a mirror chrome like appearance. This special Silver pigment when applied in the correct manner all of the silver flakes lay flat on the panel to create an ultra-high virtual chrome like appearance. Please follow the process below to get the best results.

Step 1

Prepare the panel to be painted in the normal manner and apply Special FX Black Basecoat and clear with an express clear. Bake the clear as per the TDS and allow to cool till cold or airdry overnight. Do not touch the clear. Direct Gloss can also be used but may give a slightly less reflective finish.

Step 2

Now the chrome effect silver can be applied. Be aware do not touch the clearcoat over the basecoat. This will show finger prints or scratches in the silver!

Apply the silver preferably with a 0.8mm-1.0mm setup spray gun with the fluid needle turned out slightly and apply medium/light coats of silver in an even application. 2-3 coats with a 5 minute flash off between coats should give a good reflective appearance. The chrome should dry very fast. If in cold conditions the silver needs to be applied lighter. Please note that over application will result in loss of gloss! Carry out a test panel first!

Step 3

When the silver has been applied, flash off for 30 minutes at 20 degrees. Although the silver has been applied onto shiny black it will slightly etch into the black improving the adhesion between the two layers.

Step 4

Now that the silver has dried, apply 2-3 light mist coats of the Chrome sealer. This is essential to ensure the chrome like appearance is maintained. Dry until matt and leave 20 minutes before clearcoat. The chrome like appearance will be lost at this point but will come back when clear coated.

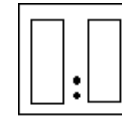
Step 5

Mix Final systems 2k HS Clearcoat with no thinner and add 5% UV Additive. Apply one light mist coat. Flash off for 5 minutes and apply one full coat. The mirror like appearance may not be back yet but will return after a few minutes. After the flash off you may apply another coat.

Special FX Range

Special FX Reflect Chrome Effect Paint

[Available here](#) either 1Litre Special chrome paint or Kit with sealer.



Mix Ratio RFU-Ready for use



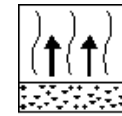
Spraying viscosity 10 seconds (DIN4/20°C)



Spraygun tips 0.8- 1.0 mm | Spray at 1.8-2.0 bar depending on gun




Number of coats: Apply 2-3 medium coats until the chrome like appearance has been achieved.



Flash off time important follow process guide for times.

NB. A test panel should be carried out before application. Over application will lose the chrome like appearance.



2K Acrylic Fluorescent Paint

2K Acrylic Fluorescent Paint in 1litre tins limited colour range suitable in all environments. Ideal for highlighting emergency vehicles or equipment also ideal for signage.

Technical Properties/ Application

2K Hardner required.

Must be applied over 2K Acrylic White Primer.

Coverage- 14 square metres per litre

Flashpoint- 25 °C


Temperature Resistance - 150 °C

Store between 5°C – 25°C. When not in use, cans must be kept sealed.


Shelf Life - 12 months from delivery date in original sealed containers

NB. In all environments, Fluorescent paints will fade 5 – 10 times faster than conventional industrial, decorative or automotive coatings.

[Available here](#) / Litre cans




Rocket Red




Signal Green




Yellow



Aurona Pink



Fire Orange



Horizon Blue

Hypershift

Jawel Paints are excited to introduce our new Hypershift Range, 6 new colours with mind blowing chameleon effects, all guaranteed to turn heads!

Our Hypershift range has been developed using the latest technology in the pigment industry. Excellent coverage, vibrant colours and intense colour shifts.

Hypershift colours are the most extreme flip paints available, shifting between several colours to produce a unique colour changing effect not seen before.

Application:

- All colours must be applied over a black basecoat.
- Mix 50/50 with Jawel Paints Basecoat Thinners
- Number of coats applied will determine the final effect, so always do a test before application.
- This materials requires a clearcoat.

These fantastic colours can be used to customise a wide range of items such as-

- Motorcycle helmets
- Motorcycle Tanks
- Scooters
- Skateboards
- Xbox & PlayStation Controllers
- Guitars

[Available here](#) 400ml Aerosol, 250ml, 500ml, 1 Litre



Polyester Basecoat Candy

Custom Colours

A range of Polyester Basecoat Custom Colours should be thinned 50/50 with Basecoat/2K Thinners and will require a clear lacquer. Requires a ground coat which will determine the final effect.

Polyester Basecoat Candy

This is a 3 Stage paint requiring undercoat and lacquer. Being a True candy the colour of the undercoat will effect the overall finish, we recommend a silver for a bright finish.

Application

Mix 1:1 with 2K/Basecoat thinner
Use a 2K Lacquer for Protection and a gloss finish.

Available here in 100ml, 250ml, 500ml, 1Litre, 1.5Litre, 2Litre, 2.5Litre, 5Litre

Over 20 colours to choose from



Flakes & Glitters

As well as House of Kolor 6oz Flake we also stock our own brand of 173 gram Flake called Jewel Bling.


Jewel Bling Polyester Glitters are precision cut, highly reflective particles of vacuum metalised epoxy coated polyester foil. These offer a wide application range, high levels of resistance to solvents, good temperature resistance and excellent light fastness. All our glitters are EN-71 Part 3 approved and a range colours are available. This flake can be added into a wide range of materials such as Epoxy resins, 2k acrylic clearcoat, flake carriers, casting resins, gel coats and many more.

Application

For best results we would recommend using this flake with our Jewel Paints Flake Carrier which has been special designed to reduce blotching and streaking in the final finish, you can apply as many coats as you require depending on the desired effect, in most circumstances you would apply 2-3 coats of flake finished with 2 coats of a lacquer.

- Size: 375 Microns (0.4mm)
- Shape: 015H
- 173 Grams
- Automotive Quality

Available here **House of Kolor 6oz Flake and 173gram Jewel Bling Flake**



JAWEL PAINTS

WHERE THE BEST COSTS LESS



Jawel Paints (West Midlands)Ltd
313 - 317 Heath Street
Smethwick
West Midlands
B66 2QY

Tel: 0121 558 6191
Website www.jawel.co.uk